

TOUCH UP YOUR CLASSIC MÜ WITH NEW INDICATORS AND TOKENS

classic MÜ

Overview

You can play the Mü classic rules in combination with the new indicators of this edition. This adds a bit of handling to the classic game, but you gain the benefit of better traceability of the new edition's elements and can completely do without the scoring table.

This is merely an extension of the classic rules to include the use of markers and indicators; therefore, knowledge of the classic Mü rules is expected.

Setup

- Place the Crown indicator (indicating the Chief) in the middle of the table with its backside up, showing the player counts.
- Lay out the bid tokens for your number of players in increasing order.
- Put the Shield indicator (indicating the Vice) front side up next to it.
- Put the Trump indicator and 16 Trump tokens next to it: 10x Number Trump, 5x Color Trump, 1x No Trump.

Setup: 4 Players



Hands of 15 cards



Crown Indicator Backside up

Check here to see which color Bid Tokens you need for your player count.



"Dealer"



Shield Indicator



Chief/Vice-Trump Indicator

Turquoise Bid Tokens in play, showing Chief's Bid and Team Goal

5	38	10	48	15	58
4	36	9	46	14	56
3	34	8	44	13	54
2	32	7	42	12	52
1	30	6	40	11	50

(Put the small black tokens and the additional No-Trump token back in the box.)

Trump tokens: color and number trumps

10	10	10	10	10
0	1	2	3	4
30	20	30	30	30
5	6	7	8	9
30	30	20	30	30

X No-Trump (may only be chosen by the Chief)
40

Classic Auction with New Components

Follow the classic rules for the auction with this addition: Use the Crown indicator to show who is in the lead (indicator face up) or if there is a draw (indicator face down). The first player to place a card always gets the Crown indicator face up. Afterwards it moves to another player face up, if they placed more cards, or face down if they placed the same number of cards.

At the end of the auction you inspect the **Crown indicator**:

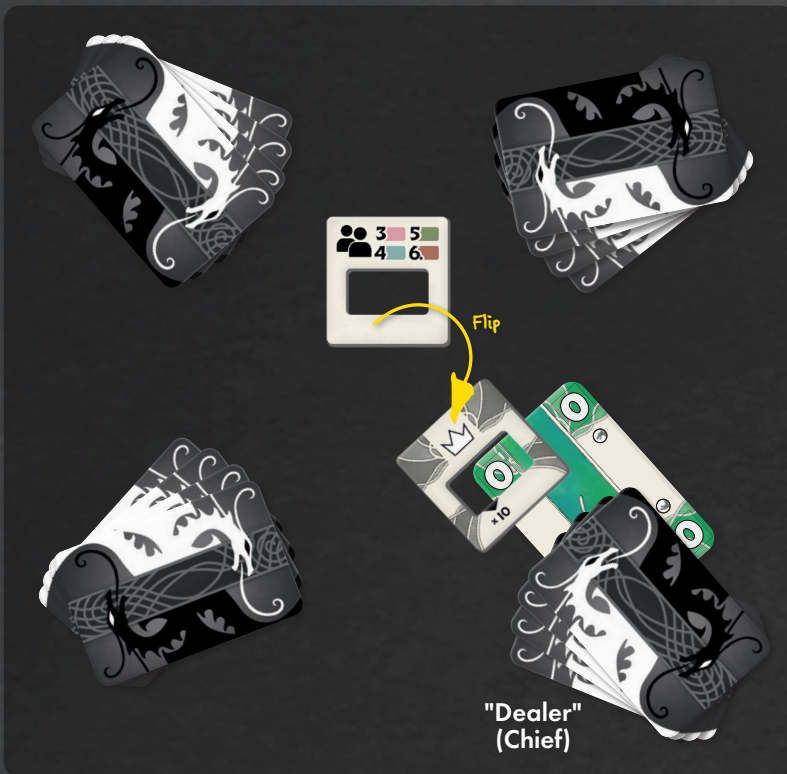
If the front side is up:

- Chief Bid Token:** Place the appropriate Bid token inside the Crown indicator. It shows that this player is the Chief, the Bid Bonus and the Team Goal of the Chief team.
- Shield Token:** The player with the single second highest amount of bid cards receives the Shield indicator (tiebreaker: highest single number bid). It shows that this player is the Vice.

If the back side is up:

- Game ends. Stalemate scoring!

Auction Example

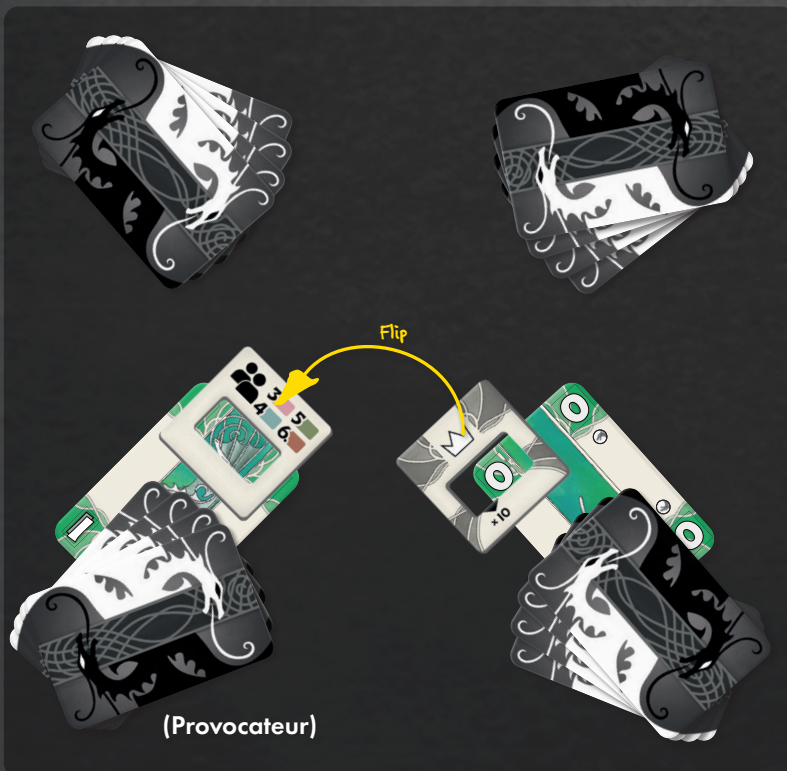


1. The dealer starts the auction. They place 1 card in front of them as the First bid.

This is currently the highest number of cards.

2. They take the Chief indicator and place it face up in front of them.

They are currently in the lead for the role of Chief.

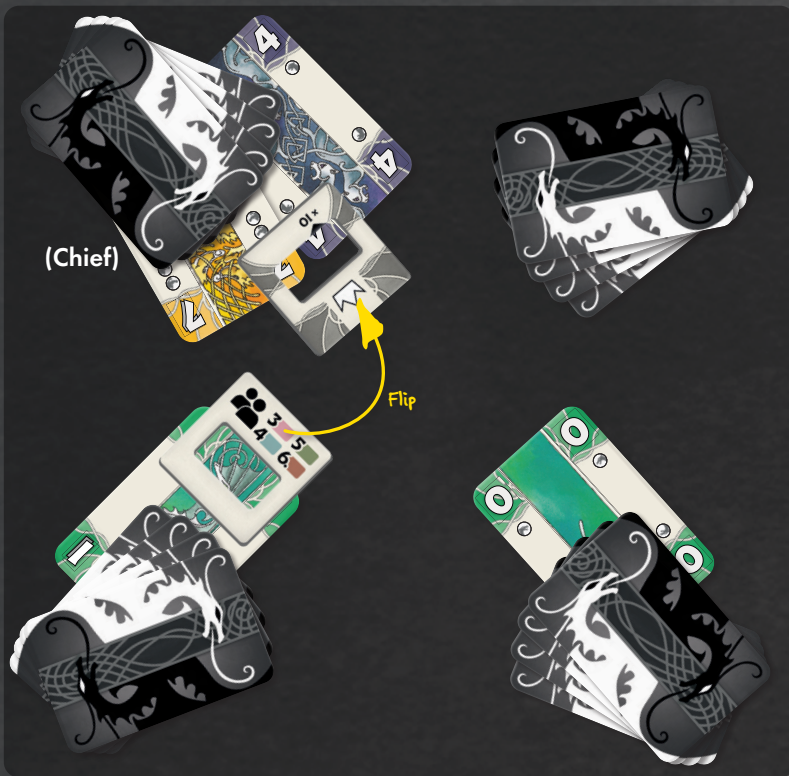



3. The next player also places 1 card in front of them.

This is the same number of cards as the current highest number.

4. Thus they take the Chief indicator, but turn it face down to indicate the draw.

They are currently the Provocateur.



5. The next player places 2 cards in front of them.

This is currently the highest number of cards.

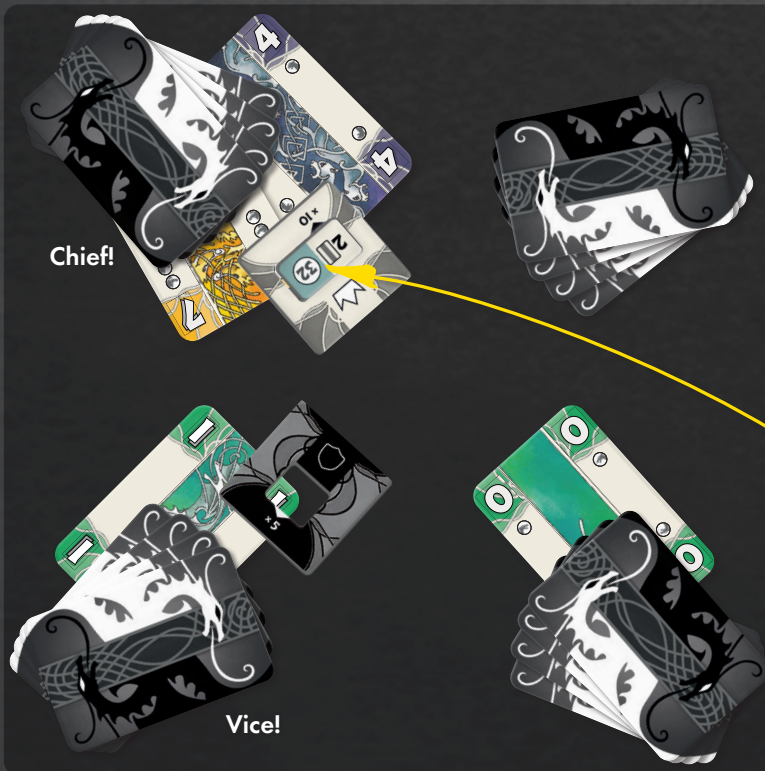
6. They take the Chief indicator and place it face up in front of them.

They are currently in the lead for the role of Chief.

7. End of Auction

Of course, most auctions wouldn't end this soon, but for the sake of a short example, let's say now **all players pass successively**.

- The player with the face-up Crown Token becomes the Chief: They place the Bid 2 token into the Crown indicator.
- Of the players with the second highest amount of bid cards the one with the highest single number bid becomes the Vice: They take the Shield indicator.



5	38	10	48	15	58
4	36	9	46	14	56
3	34	8	44	13	54
		7	42	12	52
1	30	6	40	11	50



Crown Indicator with Bid Token shows:

- The Bid Bonus of the Chief team: Number of cards $\times 10$ (In this case: 20)
- The Team Goal of the Chief team (In this case: 32)

Choosing Major and Minor Trump

Follow the classic rules when choosing trumps with this addition:
Place the chosen trump tokens in the Trump indicator.

Choosing Trumps Example

1. The Vice chooses Yellow as Minor Trump and puts it in the Shield slot.
2. The Chief chooses 7s as Major Trump and puts it in the Crown slot.
3. The Crown + Shield icon to the left is a reminder that the combination of both trumps is the highest trump in play.

Classic Scoring with New Components

Chief team successful:

The Chief team managed to reach their goal (the number of points shown in the circle on the Bid token in the Crown indicator).

Bid Bonus: 10x the amount of cards bid, as shown on the Crown indicator + Bid token.

Trump Bonus: This is the bottom number on the Trump token in the Crown slot **minus 10**.

Apply a maximum bonus (Bid and Trump bonus) of 100 points.

Chief team failed Team Goal:

Check how many displayed cards the Chief was off by. To do this look for the bid token with the highest point goal that was actually reached by the Chief team. Take its number of cards and calculate the difference to the number of cards on the bid token in the Crown indicator. Then multiply this by 10 to get the number of minus points the Chief must take (as always the Chief's Partner is not penalized).

Each member of the Vice team receives half of the Chief's penalty amount as bonus points.

Stalemate:

Player with the facedown Crown token takes -10x the number of bid cards.

All other players with the highest amount earn 5x the number of bid cards.

All other players: 0

Bonus Example: Chief team won



Bid Bonus
(10 x number of cards bid):
20

Trump Bonus (Bottom number on the Trump token in the Crown slot minus 10):
10

The Chief team members earn 30 bonus points each.

Bonus Example: Chief team lost

Required points: 38
Actually reached points: 35

Look up the bid token that shows 35 points or the next lower number. Then calculate the difference in cards on this token and your bid token and multiply it by 10 to get the Chief's minus points: $(5 - 3) \times 10$.

The Chief takes - 20 points.

The Vice team members earn 10 bonus points each.